


Skittle Sorter Project: Final Design Pictures



Final Redesign

Rotating slide performed significantly faster than the circular rotating base under the sorter.




RGB Sensor

RGB sensor holder. Includes cover to hold/ darken the sensor reading area, and a laser cut clear acrylic lens to read skittles.



Sorter Top View and Old Design

Old design (left) dropped skittles directly into a stepper powered rotating cup holder. The stepper motor was very slow and was switched to the servo powered slide to improve performance in final design. The skittle sorter bowl was made out of a 3D cylinder to fill with skittles, and a sloped 3D stepper rotating carousel with slots. Skittles are pushed into each slot by the square wedge piece. Once a skittle was placed in a slot, it can fit under the wedge and into the box. Here it was read by the RGB, then rotated once to an open hole where it is dropped into the respective color cup.



Battery Pack

Laser cut box and custom battery pack to control system

